



DELHI PUBLIC SCHOOL GAYA

(Under the aegis of the Delhi Public School Society, New Delhi)

Affiliated to C.B.S.E, New Delhi Affiliation No.330530, School Code – 65572

WINTER VACATION ASSIGNMENT FOR CLASS - PREP, 2025-26

Looking for some interesting fun learning assignment to make your learning session interesting and engaging! Here in this assignment, you will find some very interesting and engaging tasks that will be fun solving.

Name: _____ Class/Sec.: _____

ENGLISH

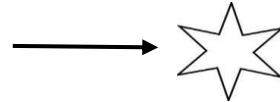
Worksheet-1

1. Fill in the blanks using 'This' or 'That'."

(1) _____ is a car.



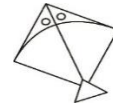
(2) _____ is a star.



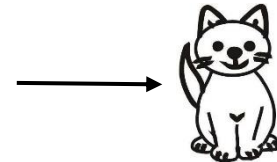
(3) _____ is a hut.



(4) _____ is a kite.



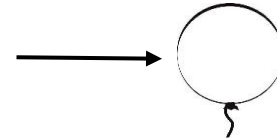
(5) _____ is a cat.



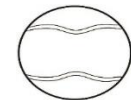
(6) _____ is a tree.



(7) _____ is a balloon.



(8) _____ is a ball.



(9) _____ is a book.

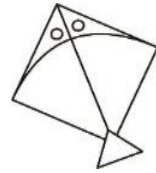


(10) _____ is a pencil.

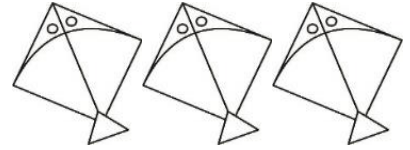


2. Fill in the blanks using 'That' or 'Those'."

(1) _____ is a kite.



(2) _____ are kites.



(3) _____ is a car.



(4) _____ are cars.



(5) _____ is a candle.



(6) _____ are candles.



(7) _____ is a book.



(8) _____ are books.



(9) _____ is a candy.



(10) _____ are candies.



नाम:—.....कक्षा.....अनुक्रमांक.....

वर्कशीट-2

1 दिए गए शब्दों को सही मात्रा के नीचे लिखें।

औजार कोमल सेना चौकोर रौनक
पौधा गोकुल नौकर मोर दोपहर

ओ की मात्रा	औ की मात्रा

2 दिए गए विलोम शब्दों के जोड़े मिलाएँ।

क	ख
दिन	आगे
नीचे	सरदी
मोटा	रात
सोना	जागना
पीछे	ऊपर
गरमी	पतला







3 वर्णों को जोड़कर शब्द लिखें।

कै + द =	_____
गै + र =	_____
गै + स =	_____
रै + न =	_____
नै + न =	_____
पै + र =	_____
मै + ल =	_____
बै + र =	_____
सै + र =	_____
चै + न =	_____

Name: _____ Class/Sec.: _____

Worksheet-3

1. **Directions:** Solve the subtraction problems by crossing out the apples. Write the answers on the line.

	$5 - 2 = \underline{\hspace{2cm}}$
	$4 - 3 = \underline{\hspace{2cm}}$
	$5 - 4 = \underline{\hspace{2cm}}$
	$3 - 2 = \underline{\hspace{2cm}}$
	$4 - 2 = \underline{\hspace{2cm}}$
	$3 - 3 = \underline{\hspace{2cm}}$

2. **Skip count by 3's and encircle the numbers:**

1	2	3	4	5	6	7	8	9	10
11	12	13	14	15	16	17	18	19	20
21	22	23	24	25	26	27	28	29	30
31	32	33	34	35	36	37	38	39	40
41	42	43	44	45	46	47	48	49	50
51	52	53	54	55	56	57	58	59	60

Name: _____ Class/Sec.: _____

Worksheet-4

1. Make a beautiful model of Christmas tree and submit on the date of reopening.



2. Colour the given picture.