



# DELHI PUBLIC SCHOOL GAYA

(Under the aegis of the Delhi Public School Society, New Delhi)  
Affiliated to C.B.S.E, New Delhi Affiliation No.330530, School Code – 65572

## DURGA PUJA HOLIDAY ASSIGNMENT CLASS-II, 2025-26

Are you looking for some interesting fun learning assignment to make your learning session interesting and engaging? Here in this assignment, you will find some very interesting and engaging tasks that will be fun solving.

Name : \_\_\_\_\_ Class/Sec.: \_\_\_\_\_

### ENGLISH

#### Worksheet-1

1. Look at the pictures and fill in the blanks with Present Continuous Tense:

(a) The boy \_\_\_\_\_ (eat) an apple now.



(b) The girl \_\_\_\_\_ (play) the piano every day.



2. Circle the correct tense:


- (a) She is painting a picture. → (Simple Present / Present Continuous)
- (b) Birds fly in the sky. → (Simple Present / Present Continuous)
- (c) We are running in the park now. → (Simple Present / Present Continuous)

3. Match the pictures with sentences:

(a) The boy brushes his teeth every morning.



(b) The girl is dancing right now.



(c) The children swim on Sundays.



(d) The boy is sleeping now.

4. **Complete till page no. 30 of the ‘Cursive Writing’ book.**

5. **Draw and Colour**

Draw your favourite animal doing the surprising action from the poem ‘The World of Surprise’ (like kittens knitting, parrots eating carrots, or snakes baking cakes).

## वर्कशीट-2

1. चींटी के जीवन से कौन-कौन से गुण सीख सकते हैं ? कोई तीन गुण लिखिए।

---



---




---



---



---



2. आप मेले में घूम रहे हैं। वहाँ से आप अपनी दादी और नानी के लिए क्या-क्या खरीद कर लाना चाहेंगे? अपने विचार तीन से चार वाक्यों में लिखिए।

---



---



---



---



---



3. 'दशहरा के त्योहार' पर पाँच वाक्य लिखिए।

---



---




---



---



---



4. कागज़ पर किन्हीं दस विपरीत लिंग वाले जीवों की सूची बनाइए एवं उनके चित्र चिपकाइए।

---

---

---

---

---

---

---

---

---

---

---

---

5. किन्हीं दस व्यक्तिवाचक एवं जातिवाचक संज्ञा शब्दों की सूची बनाइए।

---

---

---

---

---

---

---

---

---

---

---

---

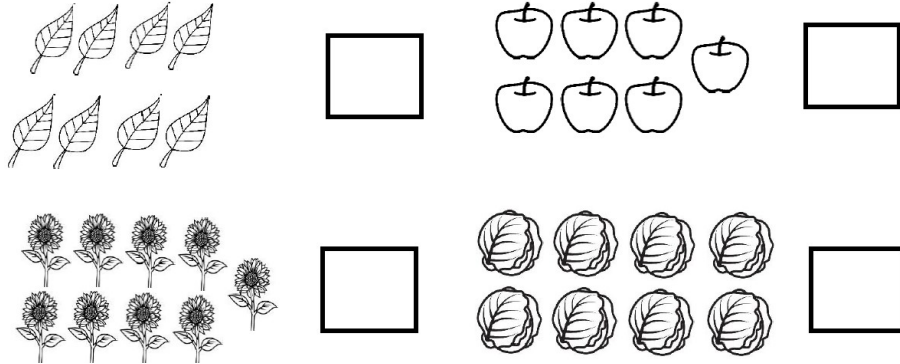
क्रियाकलाप संबंधित प्रश्न:—

6. रावण का मुखौटा तैयार कीजिए।
7. किन्हीं दस शब्दों का एकवचन एवं बहुवचन में प्रयोग करते हुए एक गुलदस्ता बनाइए।


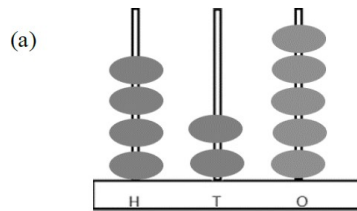
Name : \_\_\_\_\_ Class/Sec.: \_\_\_\_\_

## Worksheet-3

1. Circle the objects to make pairs. Write “E” for even and “O” for odd.



2. Write the numbers shown by the given abacus. Write their respective number names also.



Number: \_\_\_\_\_ Number: \_\_\_\_\_  
 Number Name: \_\_\_\_\_ Number Name: \_\_\_\_\_

3. Add the dots on the given dominos to find the sum.

(a) + + + =

(b) + + + =

4. Solve the given problems.

= 56      = 26      = 22

(a) + + =      (c) - =

(b) + + =      (d) - =

5. Colour the picture by using the give colour key/code.

Colour key

Blue

●

Brown

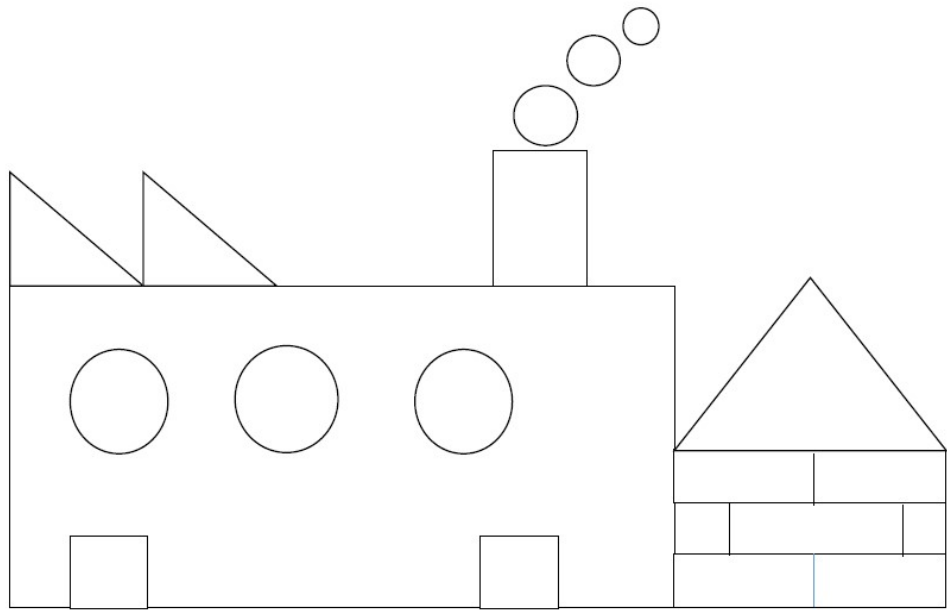
■

Green

▲

Yellow

■



Project:

6. Paste two pictures of the objects which can:

(a) roll	(b) Slide	(c) Slides and roll both

7. Make multiplication wheel of 3, 4 and 6 as shown below, using a chart paper.



# COMPUTER

Name : \_\_\_\_\_ Class/Sec.: \_\_\_\_\_

## Worksheet-4

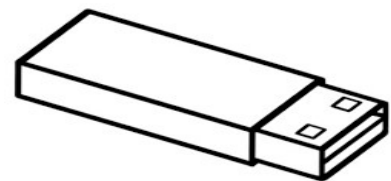
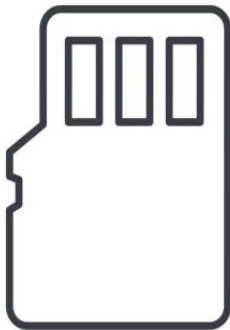
1. Write the full forms of the following abbreviations:

- |     |     |   |       |
|-----|-----|---|-------|
| (a) | CPU | = | _____ |
| (b) | IPO | = | _____ |
| (c) | VDU | = | _____ |
| (d) | LCD | = | _____ |

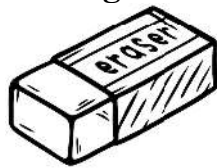
2. Rearrange the letters to form the correct words:

- |     |          |   |       |
|-----|----------|---|-------|
| (a) | PNTRIRE  | = | _____ |
| (b) | POUMCTER | = | _____ |
| (c) | YEKAROBD | = | _____ |
| (d) | PUOTUT   | = | _____ |
| (e) | NOIMTRO  | = | _____ |
| (f) | TOPLPA   | = | _____ |

3. Colour and name the storage devices shown below:



4. Match the following MS Paint tool icons with their functions:



**SELECT**



**TEXT**



**ERASER**



**PENCIL**



**COLORPICKER**

5. Find and circle the names of 4 (four) computer devices hidden in the grid below:

M	O	N	I	T	O	R	A	P
U	P	R	I	N	T	E	R	Y
S	K	E	Y	B	O	A	R	D
E	C	U	P	M	O	U	S	E
B	A	T	L	O	P	T	O	P

\*\*\*\*\*