



DELHI PUBLIC SCHOOL GAYA

(Under the aegis of the Delhi Public School Society, New Delhi)
Affiliated to C.B.S.E, New Delhi Affiliation No.330530, School Code – 65572

DURGA PUJA HOLIDAY ASSIGNMENT CLASS-I, 2025-26

Are you looking for some interesting fun learning assignment to make your learning session interesting and engaging? Here in this assignment, you will find some very interesting and engaging tasks that will be fun solving.

Name : _____ Class/Sec.: _____

ENGLISH

Worksheet-1


1. Write the names and colour the given pictures below.













2. Fill in the blanks with the correct article (a/an).

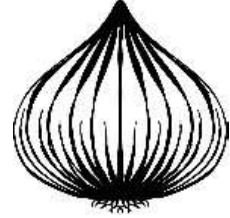
(a) _____ urn



(b) _____ basket




(c) _____ onion



(d) _____ envelope




(e) _____ squid




3. Complete the sentences using 'This' or 'That'.

(a) _____ is a mat.



(b) _____ is a star.



(c) _____ is a mango.



(d) _____ is my house.




(e) _____ is my book.



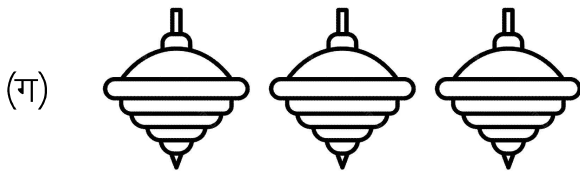
4. Cursive Strokes I: Complete pages 20 to 24.

वर्कशीट-2


1. चित्र में दर्शाए गए वस्तुओं की संख्या गिनकर हिंदी में लिखें-














2. चित्र में दर्शाए गए वस्तुओं को पहचानकर उनके नाम लिखें:-

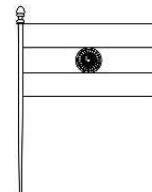












3. सही विशेषण शब्द लिखकर दिए गए वाक्यों को पूरा करें—

(क) मोर पक्षी है।




(ख) आज मैंने खीर खाई।




(ग) टमाटर..... होता है।



(घ) हाथी जानवर है।



(ङ) बंदर ने केले खाए।



4. सुलेख अभ्यास:—

निर्झर मोती—पृष्ठ संख्या 37 से 41

MATHEMATICS

Name : _____ Class/Sec.: _____

Worksheet-3

1. Arrange the numbers from biggest to smallest:

(a) 19, 44, 7 _____

(b) 31, 28, 49 _____

2. Draw the missing dots and complete the addition:

$$\begin{array}{|c|} \hline \bullet \\ \hline \end{array} + \begin{array}{|c|} \hline \\ \hline \end{array} = 12 \quad \begin{array}{|c|c|} \hline \bullet & \bullet \\ \hline \bullet & \bullet \\ \hline \end{array} + \begin{array}{|c|} \hline \\ \hline \end{array} = 7$$

$$\begin{array}{|c|} \hline \\ \hline \end{array} + \begin{array}{|c|} \hline \bullet & \bullet \\ \hline \bullet & \bullet \\ \hline \end{array} = 9 \quad \begin{array}{|c|} \hline \\ \hline \end{array} + \begin{array}{|c|c|} \hline \bullet & \bullet \\ \hline \bullet & \bullet \\ \hline \bullet & \bullet \\ \hline \end{array} = 10$$

3. Solve the given puzzle:

2	×		=	6		
		×				
			×		=	20
			=			
	×		=			

4. Fill in the missing numbers:

41		43	44	
46		48		50

5. Solve the word problems:

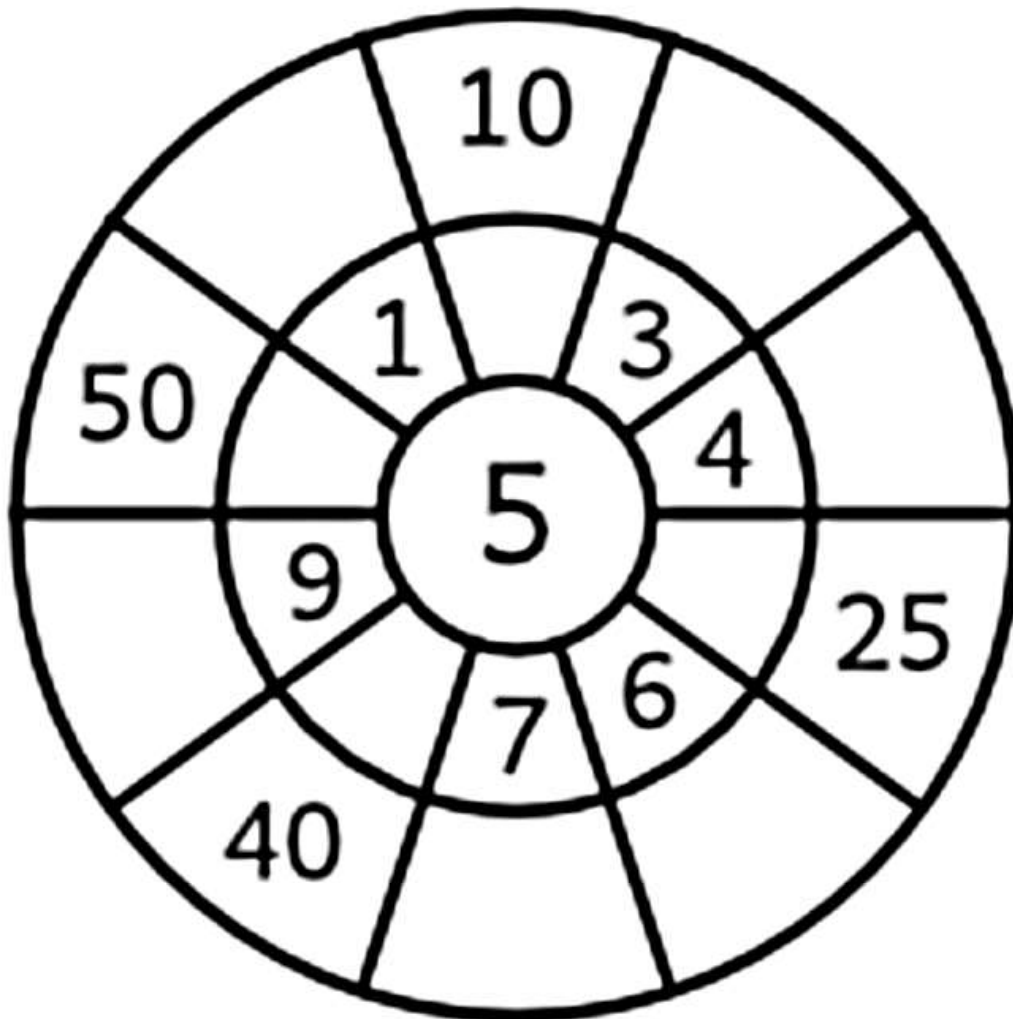
- (a) Pratyush got 24 candies and ate 10 of them. How many candies are left with him?

T	O

- (b) There are 8 crayons in a pouch. 8 more added to it. How many crayons are there in total?

T	O

6. Complete the table wheels:




COMPUTER

Name : _____ Class/Sec.: _____


Worksheet-4

1. Label the parts of the computer and colour them.



2. Colour the computer keyboard according to the given colour code.

Alphabet Keys	- Yellow
Spacebar	- Green
Arrow Keys	- Orange
Number Keys	- Light blue
Function Keys	- Red
Enter Keys	- Pink



3. Arrange the letters to form the names of computer parts.


- (a) M N O I T R O = _____
- (b) K Y B E O D A R = _____
- (c) O U M E S = _____

ART & CRAFT

Name : _____ Class/Sec.: _____

Worksheet-5

1. Colour the picture.



2. Make a 'Chandmala.' Colour and decorate it with stone stickers. A sample picture along with the link has been provided for your reference.

<https://youtu.be/PoKG74LO3Y0?si=n00D3i10ghV8xBBQ>

