



DELHI PUBLIC SCHOOL GAYA

(Under the aegis of the Delhi Public School Society, New Delhi)
Affiliated to C.B.S.E, New Delhi Affiliation No.330530, School Code - 65572

SUMMER VACATION ASSIGNMENT CLASS I (SESSION: 2025-26)

Your Summer Vacation assignment has some very interesting tasks that will make your learning session fun and engaging. So, let's start!

ENGLISH

Name : _____ Class/Sec.: _____

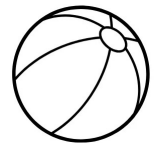
Worksheet-1

1. Complete the sentences with common nouns.

(a) The _____ is in the tree.



(b) She has a yellow _____.



(c) Sam loves _____.










(d) Tina brought _____ to the party.



(e) The _____ is on the table.






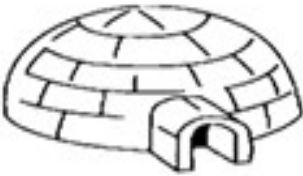

2. Match the objects with their first letters.

	•	•	<i>e</i>
	•	•	<i>g</i>
	•	•	<i>b</i>
	•	•	<i>r</i>
	•	•	<i>f</i>
	•	•	<i>p</i>
	•	•	<i>m</i>

Worksheet-2

3. Complete the words using vowels.

a, e, i, o, u

	c....p
	b....ll
	p....t
gloo
	t....nt

4. Fill in the blanks with a/an.

(a) _____ bag

(b) _____ iron

(c) _____ pumpkin

(d) _____ book

(e) _____ aircraft

(f) _____ rocket

(g) _____ acorn

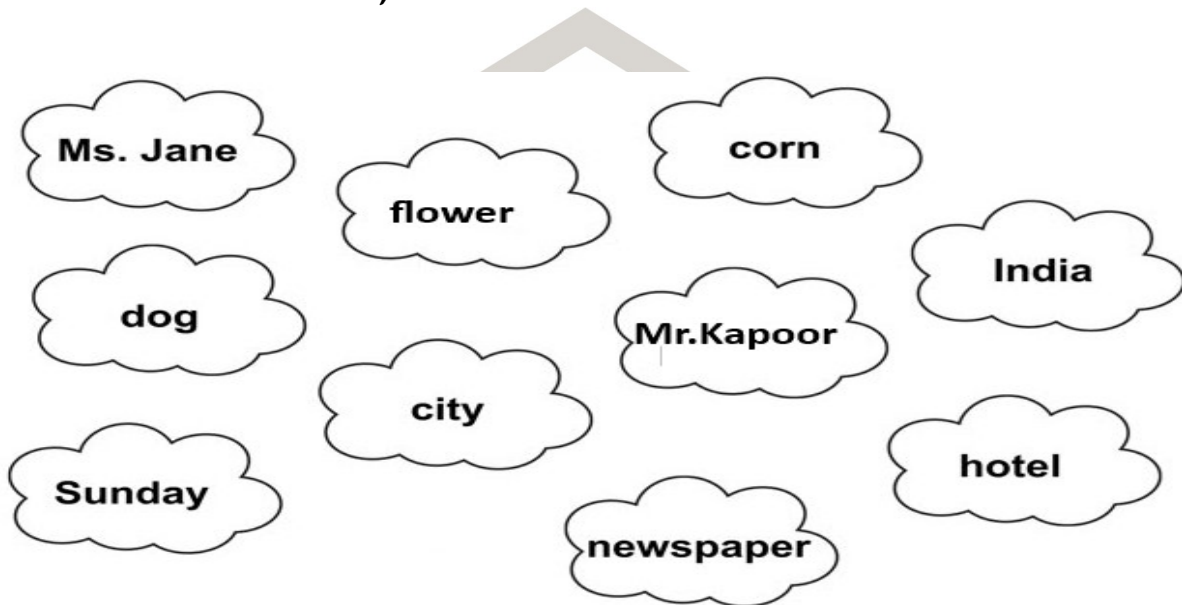
(h) _____ candle

(i) _____ mailbox

(j) _____ umbrella

Worksheet-3



5. Colour the clouds blue, which have common nouns.



6. Spot the differences between the two pictures and encircle them.

(a) Draw and colour the missing parts.

(b) Write two sentences about the picture.



-
-
-
7. Learning Cursive Strokes – 1: Do pg. nos. 5 to 8 in the book.
 8. Make an origami of your favourite animal.

Worksheet - 4

9. Write and memorise the following questions along with their answers.
 - (a) What is your name?
Ans: My name is _____.
 - (b) Where do you live?
Ans: I live in Gaya.
 - (c) How old are you?
Ans: I am _____ years old.
 - (d) Which class are you in?
Ans: I am in Class I.
 - (e) What is the name of your school?
Ans: My school's name is Delhi Public School Gaya.
 - (f) What is your father's name?
Ans: My father's name is _____.
 - (g) What is your mother's name?
Ans: My mother's name is _____.
 - (h) Who is your favourite cartoon character?
Ans: My favourite cartoon character is _____.
 - (i) What do you like to do in your free time?
Ans: I like to _____ in my free time. (e.g., draw, play, read)
 - (j) What is your favourite colour?
Ans: My favourite colour is _____.
 - (k) What is your favourite food?
Ans: My favourite food is _____.


नाम:-.....कक्षा.....अनुक्रमांक.....

कार्यपत्रिका-1

1. दिए गए चित्रों में दिखाए गए वस्तु/पक्षी/फूल का उनके नाम के साथ मिलान करें-



अदरक



जग

कप



कमल



बस



घर



मटर



नल



बतख



टब

2. दिए गए खाली स्थानों में उचित स्वर वर्ण भरें-

..... आ ई ऊ

ऋ ऐ ओ अं

3. दिए गए खाली स्थानों में उचित व्यंजन वर्ण भरें-

क ग ङ

..... छ झ

..... ठ ड ण

त थ ध

प ब भ

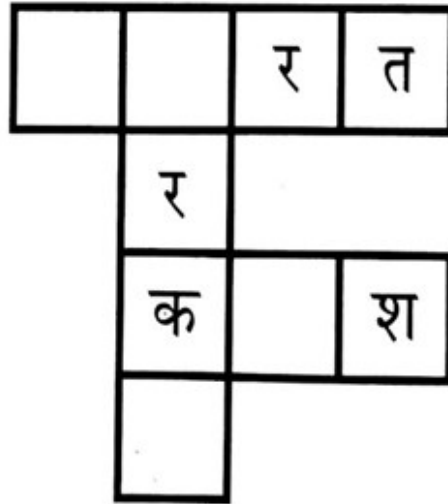


य र

श स

क्ष ज्ञ श्र





कार्यपत्रिका-2

4. दिए गए चित्रों को पहचान कर शब्द-लड़ी को पूरा करें-




कार्यपत्रिका-3

5. दिए गए चित्रों में दिखाए गए वस्तु/फूल को पहचानकर उनके नाम का पहला अक्षर लिखें—



निर्झर मोती सुलेख पुस्तिका से पृष्ठ संख्या 17 से 23 तक पूरा करें।

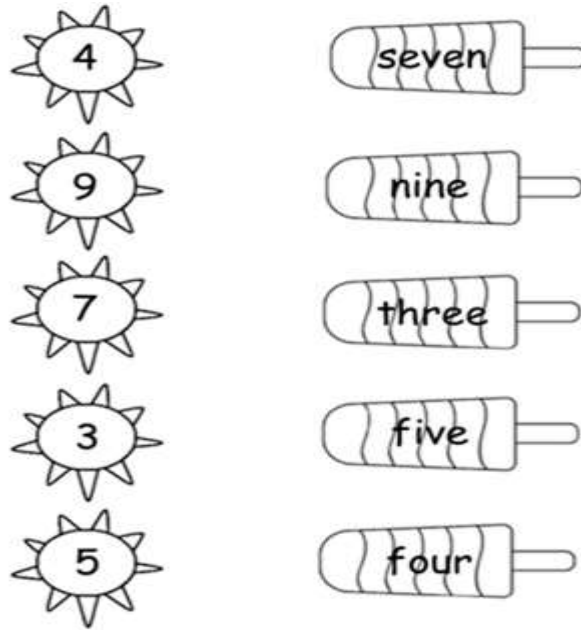
6. स्वर और व्यंजन का तोरण बनाएँ—



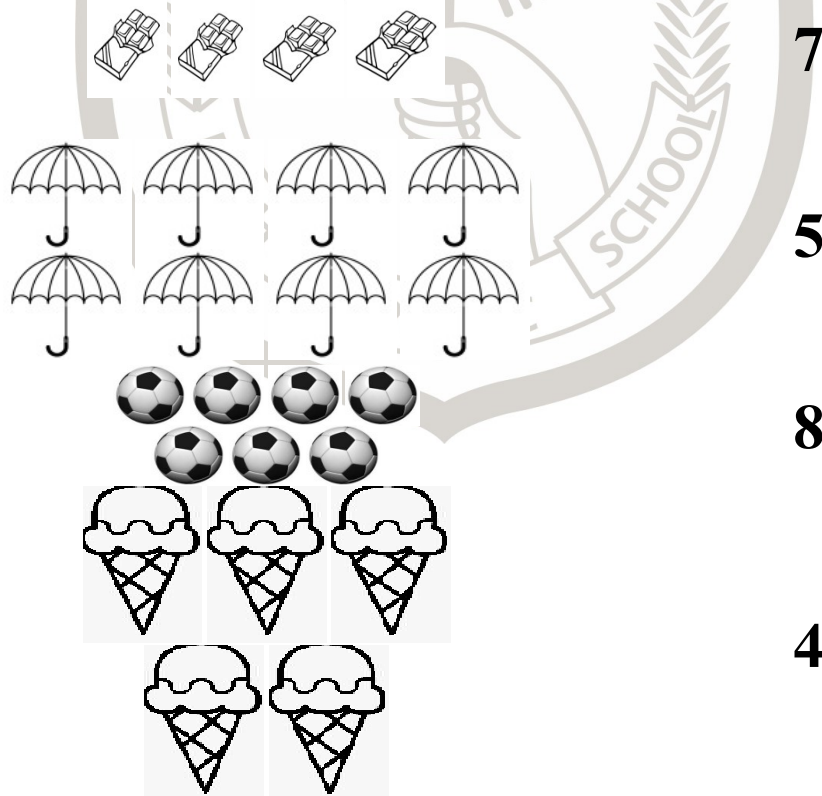
Name : _____ Class/Sec.: _____

Worksheet - 1

1. Match the numbers with their number names.




2. Count and match:



Worksheet - 2

3. Circle the odd one out.



4. Fill in the blanks with before, after and between numbers.

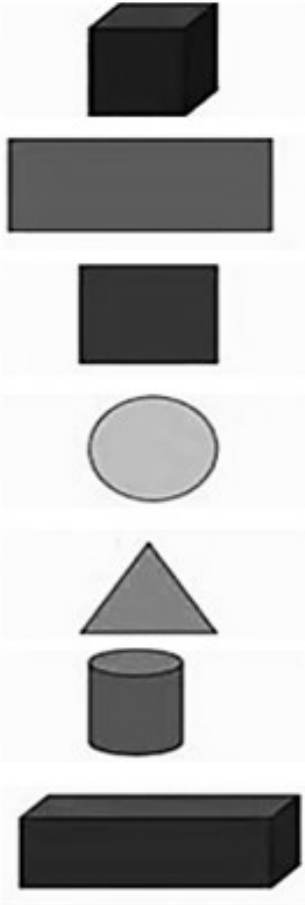
- (a) 5 comes just after _____.
- (b) 8 comes just before _____.
- (c) 5 comes in between _____ and _____.
- (d) 9 comes just before _____ and just after _____.

5. Count the items and write in the box:



Worksheet - 3

6. Match the shapes to their names.



Cube

Rectangle

Cuboid

Triangle

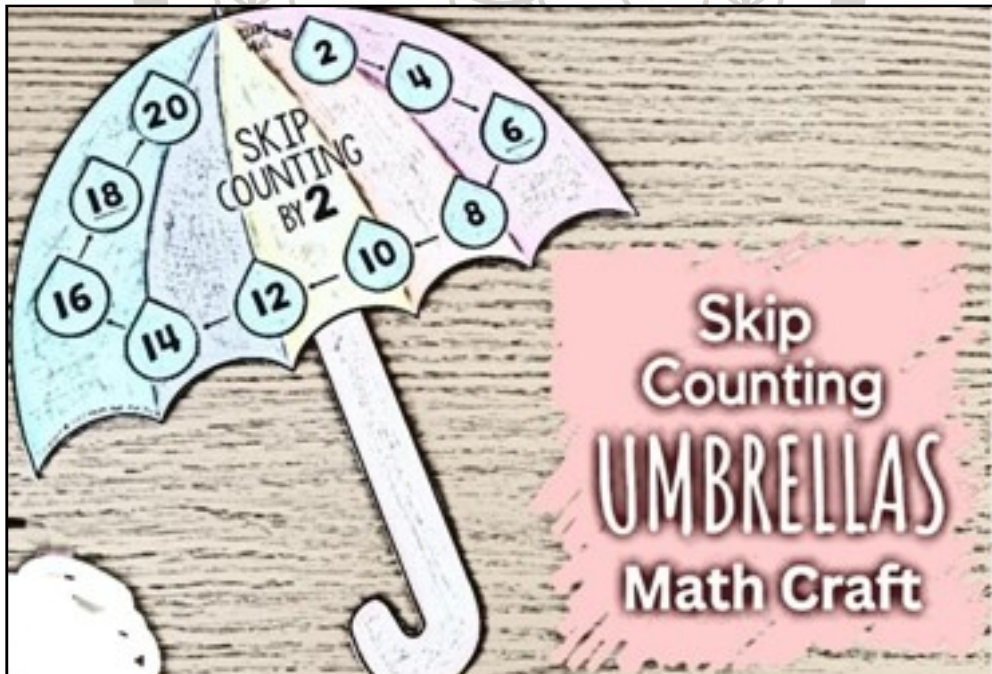
Cylinder

Circle

Square

Worksheet-3

7. Make three 'Skip Counting Umbrellas' by 2s, 5s, and 10s using paper cut-outs. (One has been done for you.)



COMPUTER

Name : _____ Class/Sec.: _____

Worksheet-1

1. Circle the machines.

door	calculator	fan	Pencil
------	------------	-----	--------

refrigerator	windows	chair
--------------	---------	-------

2. Fill in the blanks.

(a) Where does a teacher use a computer to make the report cards?

S ____ H ____ O ____

(b) We use computers to play games at

____ O ____ E

(c) Where do shopkeepers use computers to keep records of items and print bills?

M ____ L ____ S

(d) Where do we use computers to keep records of all passengers?

R ____ L W ____ Y

Worksheet-2

3. Complete the words:

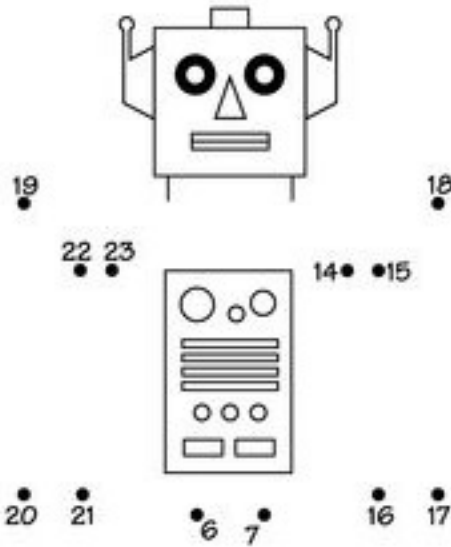
(a) book *t ____ c k e ____ s*

(b) play *g ____ m ____ s*

(c) play *m ____ s ____ c*

(d) watch *c ____ r ____ o o ____ s*

4. Connect the dots to make the robot visible.



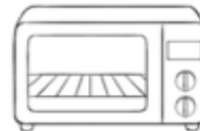
Start Here → 1 • 24 5 • 4 • 9 • 8 • 13 • 12
2 • 3 • 10 • 11

Worksheet-3

5. Identify and write the names of following machines.

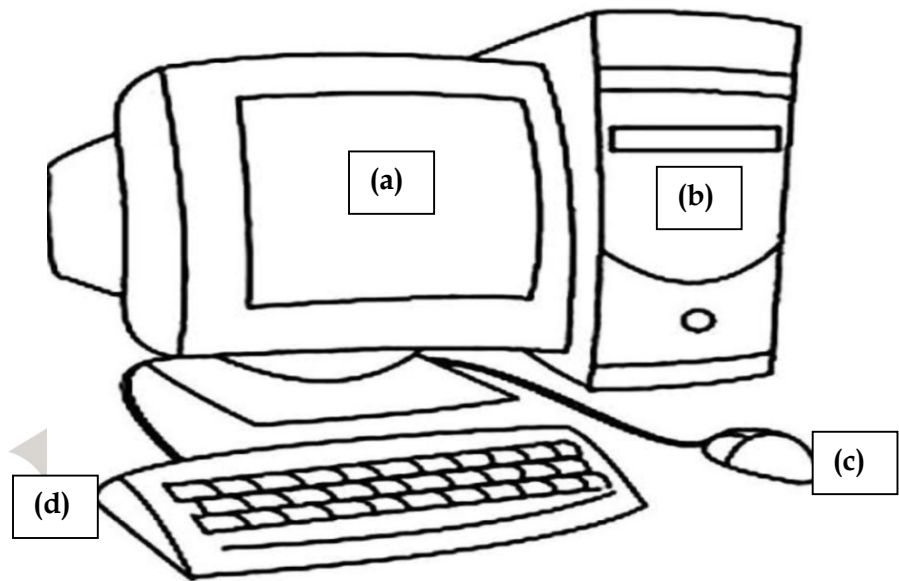








6. Colour and name the parts of the computer.




(a)		(b)	
(c)		(d)	

Name : _____ Class/Sec.: _____

Worksheet-1**1. Colour the picture as per the given colour codes.**

- | | |
|----------------|-----------|
| 1. Violet | 2. Pink |
| 3. Light grey | 4. Brown |
| 5. Red | 6. Yellow |
| 7. Light green | 8. Blue |



Worksheet-2


2. Colour the summer related items.



3. Make the scenery with waste materials in an A4 size chart paper, as shown in the picture.



4. Colour the picture using earbuds.



-----X-----