



DELHI PUBLIC SCHOOL GAYA

(Under the aegis of the Delhi Public School Society, New Delhi)
Affiliated to C.B.S.E, New Delhi Affiliation No.330530, School Code - 65572

SUMMER VACATION ASSIGNMENT CLASS PREPARATORY (SESSION: 2025-26)

Your Summer Vacation assignment has some very interesting tasks that will make your learning session fun and engaging. So, let's start!

Name : _____ Class/Sec.: _____


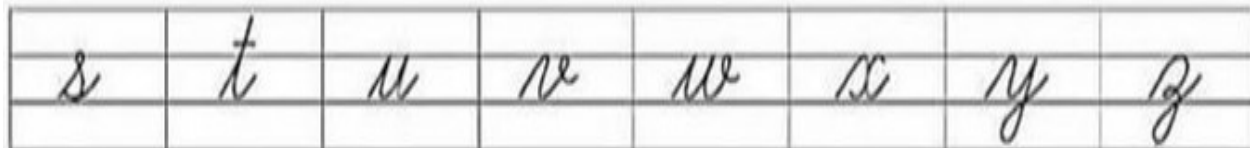




ENGLISH

Worksheet 1

1. Cursive Upper Case and Lower Case Letters

Trace the Cursive Upper Case and Lower Case Letters.

Alphabet-Preview (*Cursive Letters-Lower Case*)



(Cursive Letters-Upper Case)

A	B	C	D	E	F	G	H	I

A	B	C	D	E	F	G	H	I

J	K	L	M	N	O	P	Q	R

J	K	L	M	N	O	P	Q	R

S	T	U	V	W	X	Y	Z

S	T	U	V	W	X	Y	Z

Worksheet 2

2. CVC Words
Fill in the Missing Vowels.



c _ t



h _ t



j _ t




c _ w



d _ g



j _ m



p _ g



b _ s



c _ n



r _ d



z _ p



f _ n



h _ n



b _ t



s _ n



f _ x

Worksheet 3

3. ab, ad, ag, am, an Family Word

Read and Colour the CVC Words.

Colour the ab words.



Colour the ad words.



Colour the ag words.



Colour the am words.



Colour the an words.




Worksheet 4

4. Singular & Plural

Circle the correct word.

1



car

/

cars

2



boy

/

boys

3



tree

/

trees

4



snail

/

snails

5



house

/

houses

6



table

/

tables

7



bird

/

birds

8



zebra

/

zebras

5. Articles

Fill in the correct article to complete the sentences.

a

an

1. It is _____ astronaut.



2. It is _____ balloon.



3. It is _____ okra.



4. It is _____ car.



5. It is _____ earring.



6. It is _____ house.



7. It is _____ alligator.



8. It is _____ purse.



9. It is _____ kite.



10. It is _____ island.



6. Sight Words

Read, Trace and Write the Sight Words.



Sight Word Practice

Read it, trace it, and write it!

the

the

of

of

but

but

what

what

your

your

can

can

was

was



Sight Word Practice

Read it, trace it, and write it!

that

that

they

they

from

from

all

all

and

and

be

be

at

at

Worksheet 7

7. Sight Words
Read, Trace and Match the Sight Words.

know •

them •

him •

her •

his •

has •

how •

had •

of •

from •

an •

ask •

• of

• from

• how

• know

• an

• him

• had

• has

• ask

• them

• her

• his

8. Phonic Sentences
Read and rewrite.

The cat. The rat.

The fat cat. The fat rat.

The fat cat sat on the mat.

The fat rat sat on the mat.

The fat cat and the fat rat
sat on the mat.

9. Phonic Sentences
Read and rewrite.

Sentence Fluency

That is a big web.

• • • • •




That is a big tub.

• • • • •



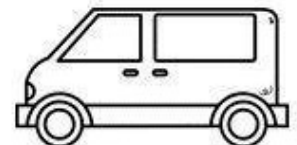
That is a big pig.

• • • • •



That is a big van.

• • • • •



1. Sense Organs

Fill in the blanks with the name of the correct body part.

(eyes, ears, skin, nose, tongue)

My Five Senses



I see with my _____




I smell with my _____



I hear with my _____



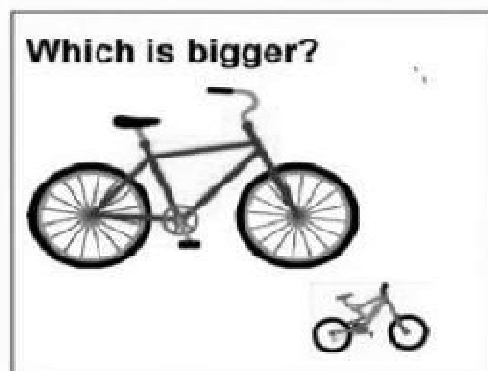
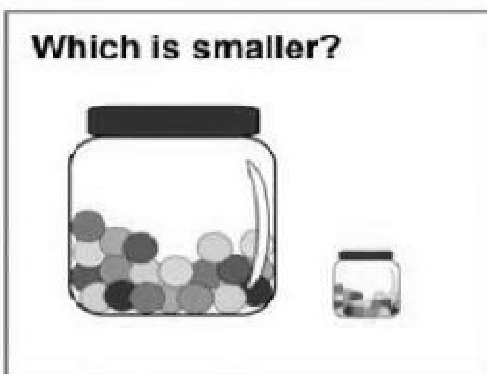
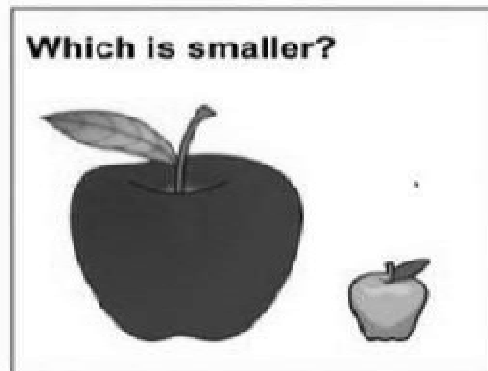



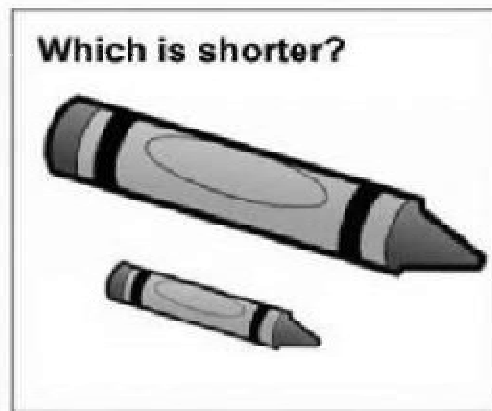
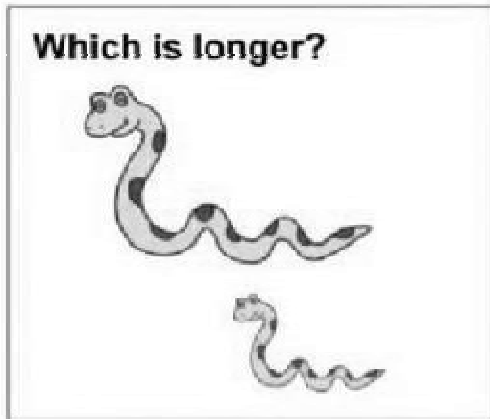
I taste with my _____



I touch with my _____

EVS-Worksheet 2


2. Measurement
Circle the correct Picture.




EVS-Worksheet 3

3. National Symbols


Colour the National Symbols. *'Let us colour the Indian National Symbols'*




**National Fruit
(Mango)**



**National Bird
(Peacock)**



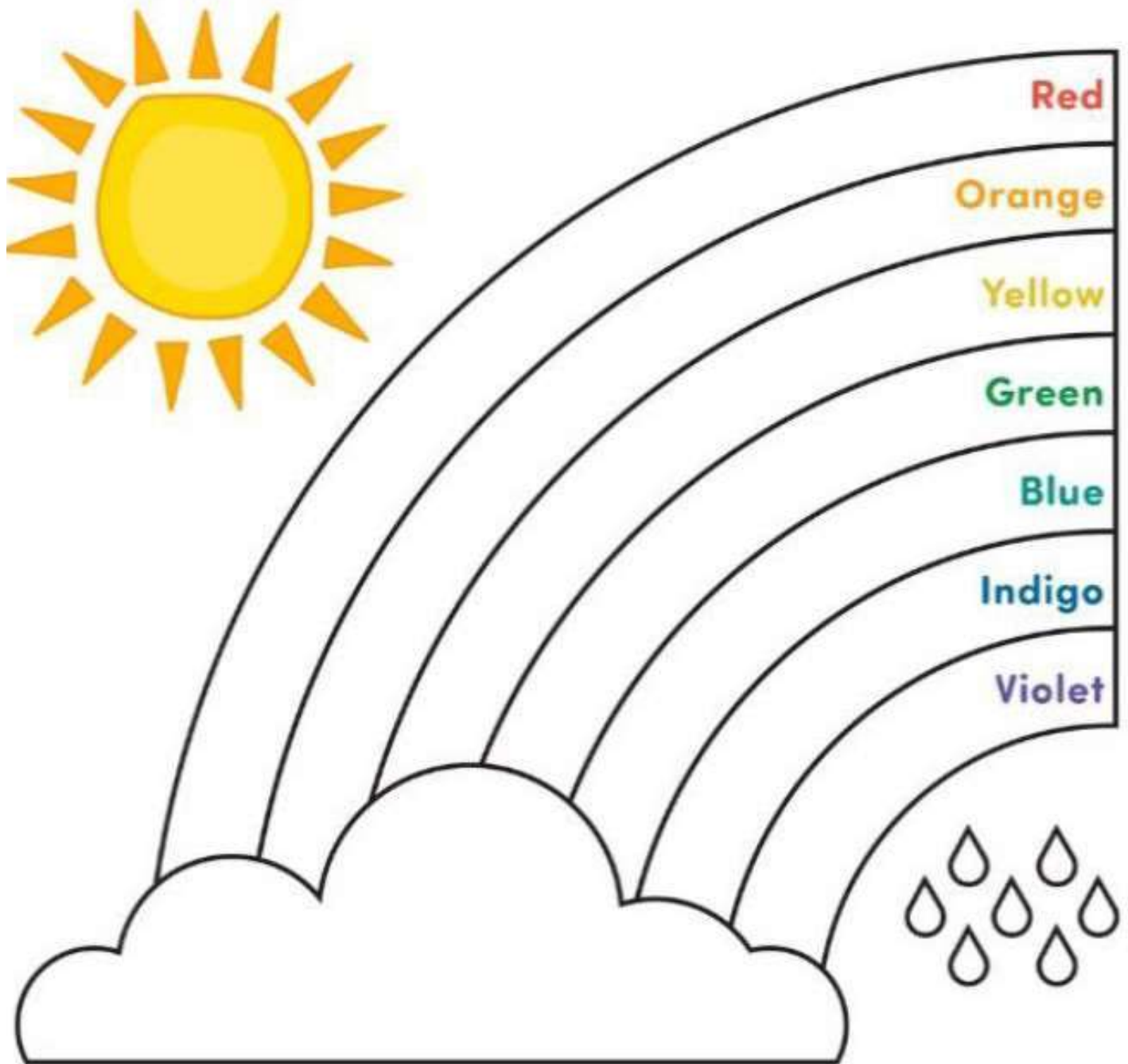
**National Animal
(Tiger)**



**National Flower
(Lotus)**

4. The Rainbow
Colour the Rainbow using the VIBGYOR Pattern.

The Colors of a Rainbow













How many colours does a rainbow have?

MATHEMATICS

Name : _____ Class/Sec.: _____

Worksheet 1

1. Numerals, Number Names & their Quantitative Value
Count and Match.

	3	FIVE
	10	SIX
	5	THREE
	4	TEN
	6	EIGHT
	2	FOUR
	7	NINE
	1	TWO
	8	SEVEN
	9	ONE

Worksheet 2

2. Numbers & their Quantitative Value

Fill the frames to match the numbers shown beside them with colour.

11	<table border="1"><tbody><tr><td></td><td></td><td></td><td></td><td></td><td></td></tr><tr><td></td><td></td><td></td><td></td><td></td><td></td></tr><tr><td></td><td></td><td></td><td></td><td></td><td></td></tr><tr><td></td><td></td><td></td><td></td><td></td><td></td></tr></tbody></table>																								
12	<table border="1"><tbody><tr><td></td><td></td><td></td><td></td><td></td><td></td></tr><tr><td></td><td></td><td></td><td></td><td></td><td></td></tr><tr><td></td><td></td><td></td><td></td><td></td><td></td></tr><tr><td></td><td></td><td></td><td></td><td></td><td></td></tr></tbody></table>																								
13	<table border="1"><tbody><tr><td></td><td></td><td></td><td></td><td></td><td></td></tr><tr><td></td><td></td><td></td><td></td><td></td><td></td></tr><tr><td></td><td></td><td></td><td></td><td></td><td></td></tr><tr><td></td><td></td><td></td><td></td><td></td><td></td></tr></tbody></table>																								
14	<table border="1"><tbody><tr><td></td><td></td><td></td><td></td><td></td><td></td></tr><tr><td></td><td></td><td></td><td></td><td></td><td></td></tr><tr><td></td><td></td><td></td><td></td><td></td><td></td></tr><tr><td></td><td></td><td></td><td></td><td></td><td></td></tr></tbody></table>																								
15	<table border="1"><tbody><tr><td></td><td></td><td></td><td></td><td></td><td></td></tr><tr><td></td><td></td><td></td><td></td><td></td><td></td></tr><tr><td></td><td></td><td></td><td></td><td></td><td></td></tr><tr><td></td><td></td><td></td><td></td><td></td><td></td></tr></tbody></table>																								
16	<table border="1"><tbody><tr><td></td><td></td><td></td><td></td><td></td><td></td></tr><tr><td></td><td></td><td></td><td></td><td></td><td></td></tr><tr><td></td><td></td><td></td><td></td><td></td><td></td></tr><tr><td></td><td></td><td></td><td></td><td></td><td></td></tr></tbody></table>																								
17	<table border="1"><tbody><tr><td></td><td></td><td></td><td></td><td></td><td></td></tr><tr><td></td><td></td><td></td><td></td><td></td><td></td></tr><tr><td></td><td></td><td></td><td></td><td></td><td></td></tr><tr><td></td><td></td><td></td><td></td><td></td><td></td></tr></tbody></table>																								
18	<table border="1"><tbody><tr><td></td><td></td><td></td><td></td><td></td><td></td></tr><tr><td></td><td></td><td></td><td></td><td></td><td></td></tr><tr><td></td><td></td><td></td><td></td><td></td><td></td></tr><tr><td></td><td></td><td></td><td></td><td></td><td></td></tr></tbody></table>																								
19	<table border="1"><tbody><tr><td></td><td></td><td></td><td></td><td></td><td></td></tr><tr><td></td><td></td><td></td><td></td><td></td><td></td></tr><tr><td></td><td></td><td></td><td></td><td></td><td></td></tr><tr><td></td><td></td><td></td><td></td><td></td><td></td></tr></tbody></table>																								
20	<table border="1"><tbody><tr><td></td><td></td><td></td><td></td><td></td><td></td></tr><tr><td></td><td></td><td></td><td></td><td></td><td></td></tr><tr><td></td><td></td><td></td><td></td><td></td><td></td></tr><tr><td></td><td></td><td></td><td></td><td></td><td></td></tr></tbody></table>																								

Worksheet 3

3. Before, Between and After Numbers.

Write the number that comes before, between and after the following numbers.

Before

___8

___17


___12

___1

___20

___44

___65



Between

1___3

20___22


8___10

14___16

31___33

19___21

11___13



After

6___

13___

29___

34___

17___

42___

39___



Worksheet 4

4. Simple Addition
Count & Add.

 +  = 

_____ + _____ = _____

 +  = 

_____ + _____ = _____

 +  = 

_____ + _____ = _____

 +  = 

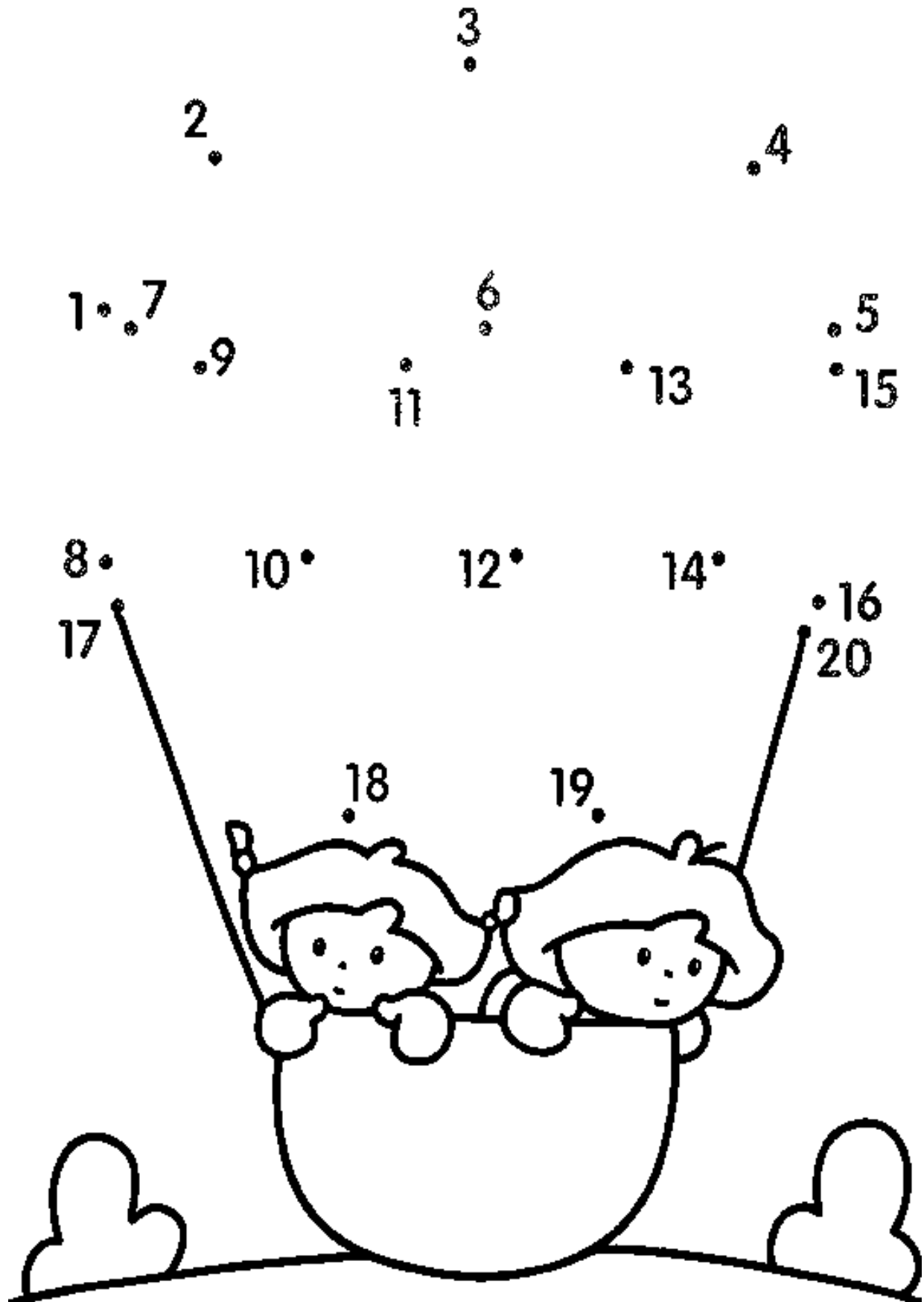
_____ + _____ = _____

 +  = 

_____ + _____ = _____

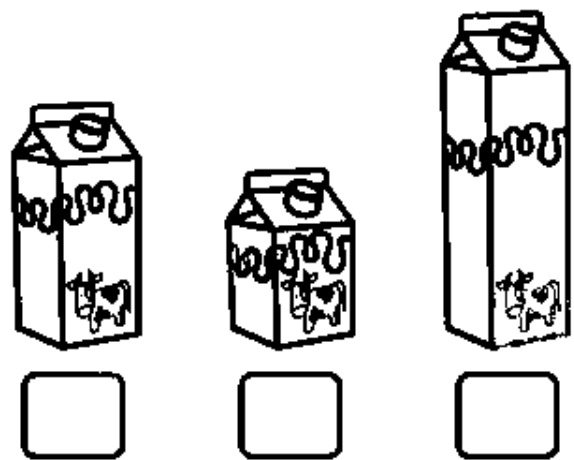

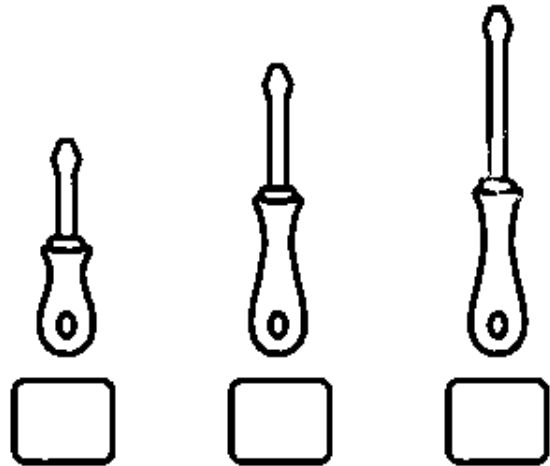



Worksheet 5

5. Connect the Numbers
Connect the numbers. Draw and colour the picture.



Worksheet 6



6. Measurement
Number the objects from tallest to shortest.



Worksheet 7

7. Measurement

Measure the pencils and write their length in the box.




Worksheet 8

8. Shapes

Colour the shapes as indicated:

- Square : Red
- Triangle : Green
- Rectangle : Blue
- Circle : Yellow



कार्य-पत्रिका-1

१. नीचे दिए गए खाली स्थानों में उचित व्यंजन वर्ण लिखकर वर्णमाला पूरी करें-

क		ग		ङ
	छ		झ	
ट		ड		ण
	थ		ध	
प		ब		
	र		व	
श			ह	
	त्र		श्र	

२. वर्णों को जोड़कर शब्द बनाएँ और दिए गए स्थान पर लिखें-



अ + द + र + क =



ख + ट + म + ल =



श + ल + ग + म =



थ + र + म + स =



त + र + क + स =



उ + प + व + न =



ह + ल + ध + र =



ब + र + त + न =



ब + र + ग + द =



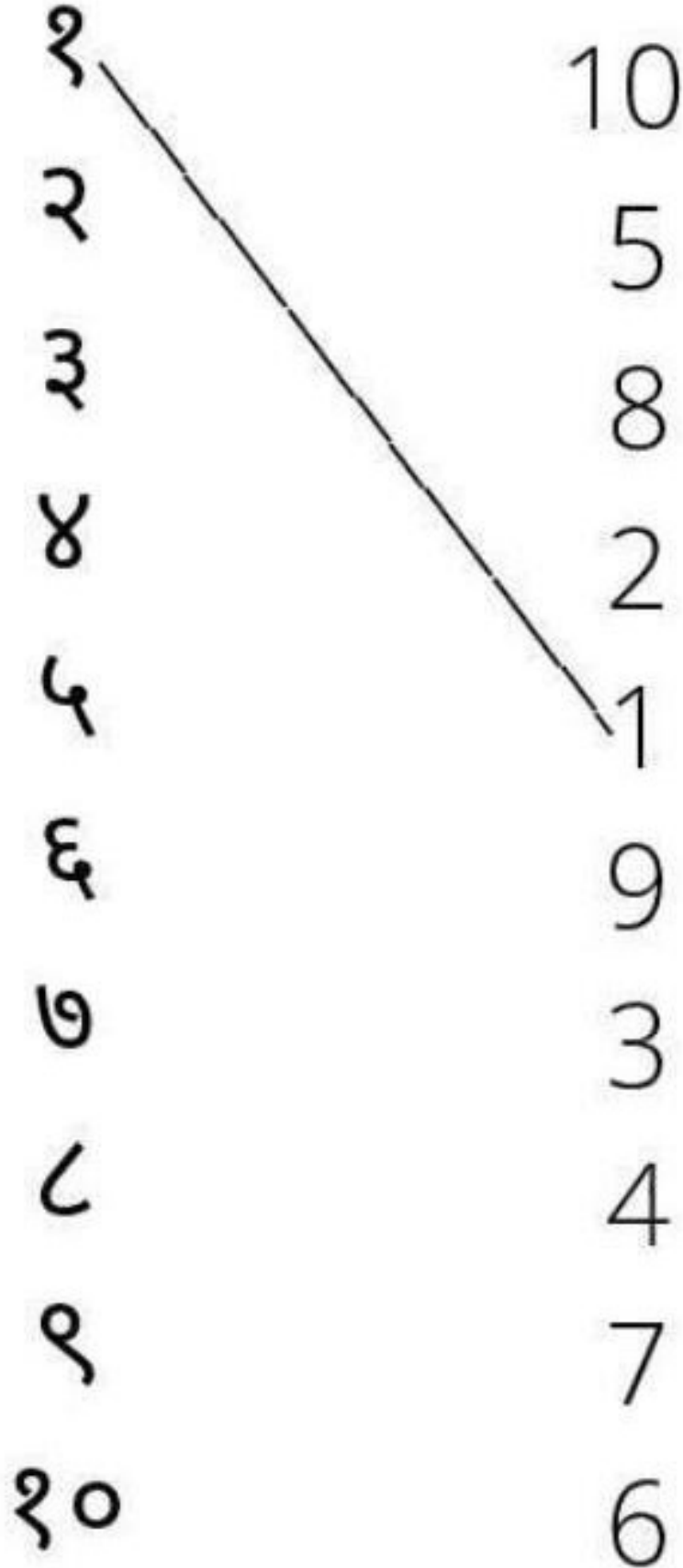
अ + ज + ग + र =

कार्य पत्रिका-3

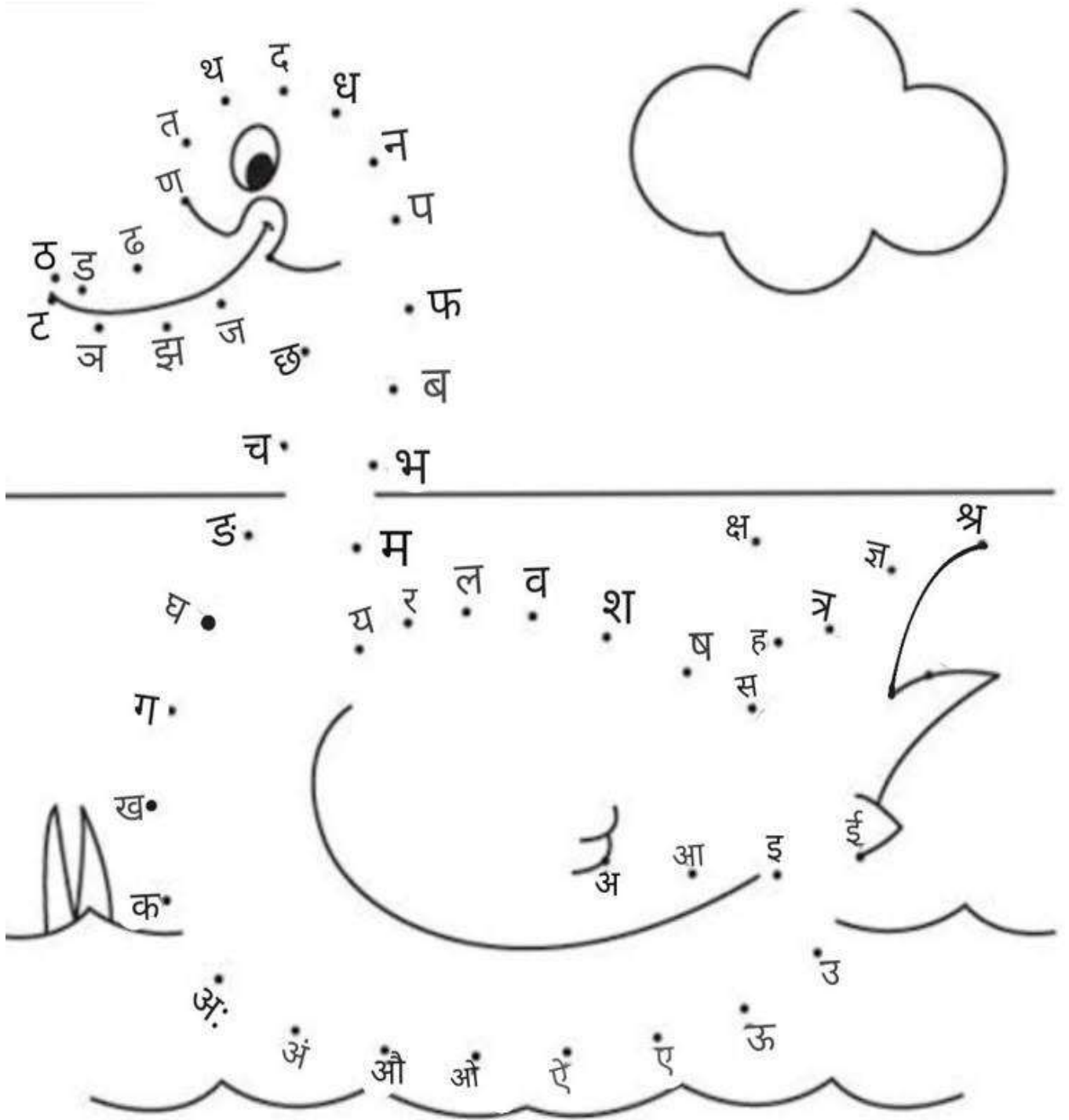
३. बारहखड़ी का अभ्यास करें-

	अ	आ	इ	ई	उ	ऊ	ए	ऐ	ओ	औ	अं	अः
क												
ख												
ग												
घ												
च												
छ												
ज												
झ												
ट												
ठ												
ड												
ढ												
त												
थ												
द												
ध												
न												
प												
फ												
ब												
भ												
म												
य												
र												
ल												
व												
श												
ष												
स												
ह												
क्ष												
त्र												
ज्ञ												

४. दिए गए हिन्दी अंकों का उनके अंग्रेजी अंक से मिलान कीजिए-



५. दिए गए स्वर एवं व्यंजन वर्णों को वर्णमाला के क्रम के अनुसार मिलाकर चित्र को पूरा करें एवं उसमें रंग भरें-



६. दो वर्णों वाले शब्द-
अक्षर बदलकर नए शब्द बनाएँ-

नव -	वन
मन -	
रन -	
गज -	
कट -	
पक -	
कश -	
कह -	
गन -	
गम -	
लग -	

टल -	
तम -	
नत -	
तल -	
थन -	
दम -	
दह -	
बज -	
बस -	
रस -	
रह -	

७. तीन एवं चार वर्णों वाले शब्द
दिए गए अक्षरों को जोड़कर नए शब्द बनाएँ-

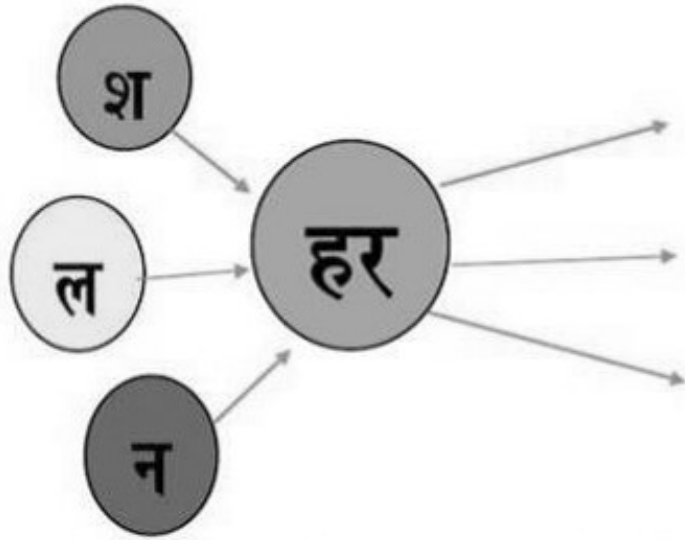
नहर

लहर

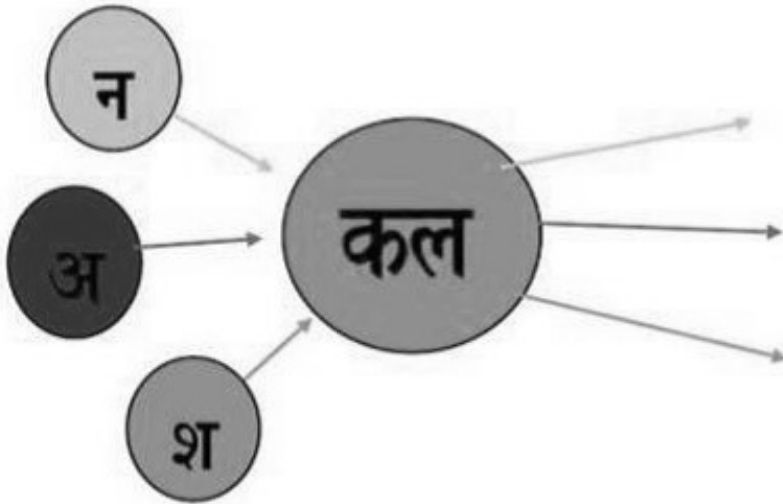
अकल

शकल

नकल




शहर



८. चार वर्णों वाले शब्द
दिए गए शब्दों को जोड़कर नए शब्द बनाएँ-

हरदम	पनघट	बरगद	कसरत	अचकन
हल	+	चल	→	हलचल
पन	+	घट	→	_____
हर	+	दम	→	_____
अच	+	कन	→	_____
बर	+	गद	→	_____
कस	+	रत	→	_____

९. आ की मात्रा वाले शब्द
दिए गए चित्रों को देखकर वाक्य पूरा करें-



सलमा _____ खा ।



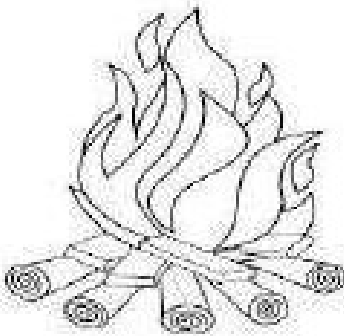
नगमा _____ पहन ।



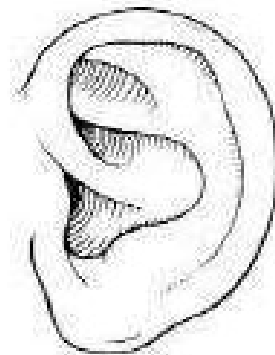
बरखा _____ पकड़ ।



रचना _____ मत बजा ।



_____ मत जला ।



_____ साफ कर ।

Name : _____ Class/Sec.: _____

Worksheet-1

1. Colour the picture and name any five objects that you see in it.

(a) _____
(c) _____
(e) _____

(b) _____
(d) _____








Worksheet-2

2. Make a 3D Summer Beach as shown in the given picture with paper cut outs:



-----X-----

19 May 2025 Monday		20.05.2025 Tuesday	21.05.2025 Wednesday	22.05.2025 Thursday	23.05.2025 Friday
Learn Magic words English worksheet 1 English candy book page number 18		Greet your elders. EVS worksheet- 1 Hindi Sulekh – pg 18	Wake up early in the morning and enjoy sunrise with your parents. - Take a photo of the sunrise. - Mathematics Worksheet 1 - English Candy- pg 18	Drink plenty of water everyday and count how much glasses you have drunk in a day. - Hindi Sulekh pg 20, 21 - Hindi worksheet- 1, 2	Greet your community helpers and make a list of whom you met. English worksheet- 2,3 English – Candy pg 20
24.05.2025 Saturday	25.05.2025 Sunday	26.05.2025 Monday	27.05.2025 Tuesday	28.05.2025 Wednesday	29.05.2025 Thursday
 Enjoy your holiday.		Learn 5 vegetables and 10 fruits names. - EVS worksheet pg 2 - Hindi – Sulekh pg 22	Be an electricity savior – Turn off the lights, fans or any electronic gadget if not in use. - Maths worksheet 2 - English Candy pg- 21	Plant two trees with the help of your parents and take a photo. - Hindi worksheet 3,4 - Hindi Sulekh pg 23	Inspire your family members to walk instead of using vehicles to save petrol - Art and Craft worksheet 1 - English Candy- pg 22
30.05.2025 Friday	31.05.2025 Saturday	01.06.2025 Sunday	02.06.2025 Monday	03.06.2025 Tuesday	04.06.2025 Wednesday
Keep water for birds in a pot. - English worksheet pg 4, 5 - Hindi Sulekh pg 25	Enjoy your holiday 		Save water, save life. Close the taps when not in use. - English worksheet pg 6,7 - English Candy pg 23	Visit your relatives house and take a photo with them. EVS worksheet 3,4 English Candy pg 24, 25	Interact with your parents in English. - Maths worksheet 3,4 - Hindi Sulekh pg 26
05.06.2025 Thursday	06.06.2025 Friday	07.06.2025 Saturday	08.06.2025 Sunday	09.06.2025 Monday	10.06.2025 Tuesday
No junk food. Eat only home made food. - Hindi worksheet 5,6 - English Candy pg 26, 27	Enjoy watching a cartoon movie with your family. Art and Craft worksheet 2 Hindi- Sulekh pg 27	Enjoy your holiday 		Give a glass of water to your father. Maths – Worksheet 5 - Hindi Sulekh pg 28, 29	Prepare a fruit Salad and eat using table manners. - English worksheet 8 - English Candy pg 28
11.06.2025 Wednesday	12.06.2025 Thursday	13.06.2025 Friday	14.06.2025 Saturday	15.06.2025 Sunday	16.06.2025 Monday
Make a thank you card for your parents. - Hindi worksheet 7,8 - English Candy pg 29	Water the plant. - Maths worksheet 6 - Hindi Candy pg 28, 29	Play an outdoor game in the evening. - Hindi worksheet 9	Enjoy your holiday. 		Take good care of your pet. - English worksheet 9 - English Candy 30, 31.
17-06-2025 Tuesday	18-06-2025 Wednesday	19-06-2025 Thursday	20-06-2025 Friday	21-06-2025 Saturday	22-06-2025 Sunday
Help your mother to set the table for dinner - Maths worksheet 7 - Hindi Sulekh pg 30, 31	Sit with your grandparents and spend quality time with them. - Maths worksheet 8 - Hindi Sulekh pg 33, 34	Make a thank you card for house community helpers. - English Candy pg 32. -	Do Sun salutation in the morning. Hindi Sulekh pg 35	- Enjoy your holiday.  - Pack your school bag keeping all the books and holiday assignment.	