

**DELHI PUBLIC SCHOOL  
GAYA  
CLASS – PREP ASSIGNMENT-1 FOR SUMMER VACATION 2018–19**

**Project work :**

1. Prepare a wall hanging of different shapes having pictures of your family members on it.
2. Prepare a fruits or vegetables chart for display (use picture cutouts, colourful papers etc.)

**Scrap Book :**

3. Paste pictures of modes of transport and label them.
4. Paste pictures of Healthy habits and table manners.

**Busy Bee Pre-Set :**

Page Numbers – 09, 11, 13, 15, 16, 17, 18, 19, 20, 21

**Book of Mathematics :**

Page Numbers – 14, 15, 16, 17, 19, 20, 21, 22, 23, 24

**Book of English (Reading) :**

Page Numbers – 17, 22, 23, 24, 26, 27, 28

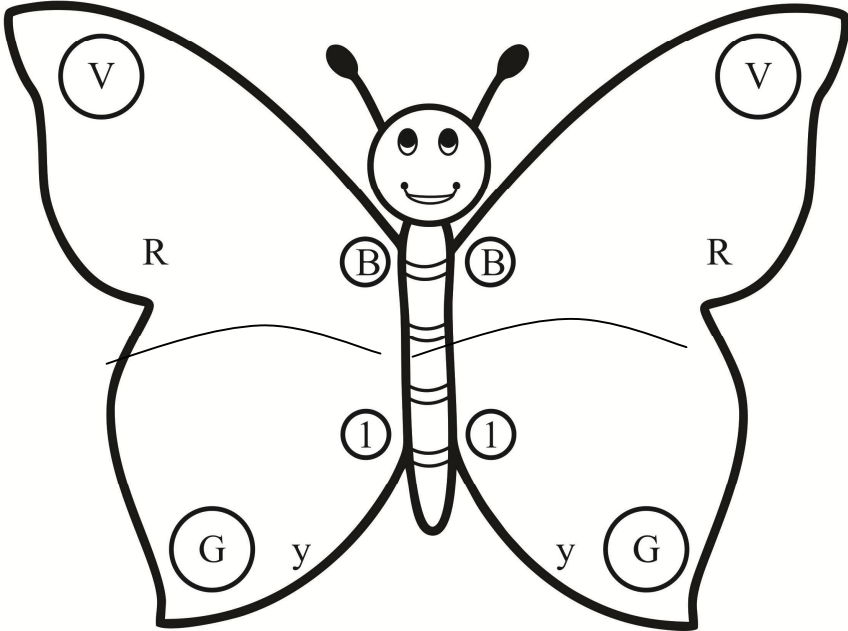




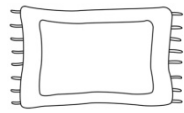

**Book of General Awareness :**

Page Numbers – 23, 25







**Be Creative :**



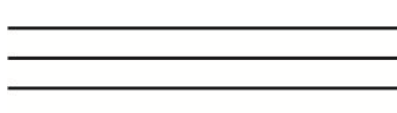



Page Numbers – 7, 8, 9



1.	Colour the butterfly with 7 different colours according to the given instructions :	
	<p> <input type="checkbox"/> Voilet   <input type="checkbox"/> Indigo   <input type="checkbox"/> Blue   <input type="checkbox"/> Green   <input type="checkbox"/> Yellow   <input type="checkbox"/> Orange   <input type="checkbox"/> Red </p> 	
2.	Fill the missing letters and match them with the correct pictures :	
(i)	h ____ t	
(ii)	p ____ n	
(iii)	c ____ t	
(iv)	m ____ t	
(v)	b ____ g	
(vi)	b ____ t	

3.	Cross the odd one out :							
(i)	M	M	M	W	M	M	M	M
(ii)	S	S	Ƨ	S	S	S	S	S
(iii)	P	P	P	Ɔ	P	P	P	P
(iv)	R	R	R	R	Я	R	R	R
(v)	Δ	Δ	Δ	Δ	Δ	Δ	Δ	∇
(vi)	D	Ɔ	D	D	D	D	D	D
(vii)	N	N	N	N	И	N	N	N

4.	Write small cursive letters of the given letters :							
(i)	b		(ii)	k				
(iii)	g		(iv)	r				
(v)	f		(vi)	j				

5.	Write word which rhyme with each of the following words :		
(i)	cat -		
(ii)	bag -		
(iii)	tall -		
(iv)	bay -		
(v)	tap -		
(vi)	man -		





















	(vii)	sad -	_____
	(viii)	ram -	_____
	(ix)	fan -	_____
	(x)	cap -	_____

6. Rohan is very hungry. Colour the boxes with food words and make a path for him to reach the food.




apple	cake	corn	book	hat
sun	fun	potato	mug	sand
fan	frock	milk	juice	tomato
cap	jug	hot	star	meat
roof	tea	ice-cream	milk	egg
lock	jam	shirt	bus	duck
book	salt	ball	dog	shoes
moon	peas	fish	sugar	carrot
fan	cup	hat	bed	mangoes







7.	Write first letter of each picture to form a new word :								
(i)		+		+		+		=	_____
	_____		_____		_____		_____		_____
(ii)		+		+		+		=	_____
	_____		_____		_____		_____		_____
(iii)		+		+		+		=	_____
	_____		_____		_____		_____		_____
(iv)		+		+		+		=	_____
	_____		_____		_____		_____		_____
(v)		+		+		+		=	_____
	_____		_____		_____		_____		_____

8. चित्र देखकर शब्द सीढ़ी पूरा करें -



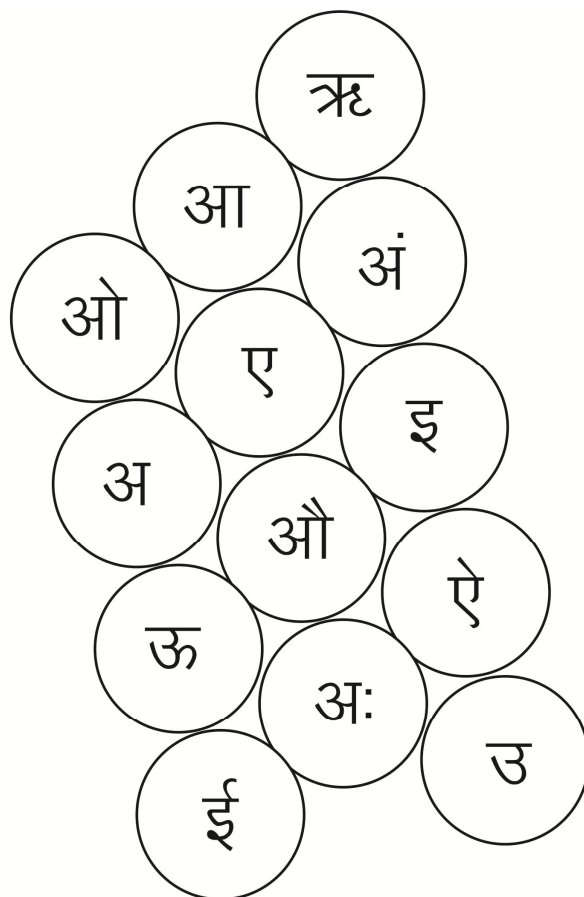
भ		न
		श
		र

9.	अक्षर मिलाकर शब्द बनाएँ –		
	आ	ओ	आओ
		ग	_____
		म	_____
		ट	_____
		प	_____
		ज	_____

10. दिए गए स्वरों को सही क्रम में लिखें –

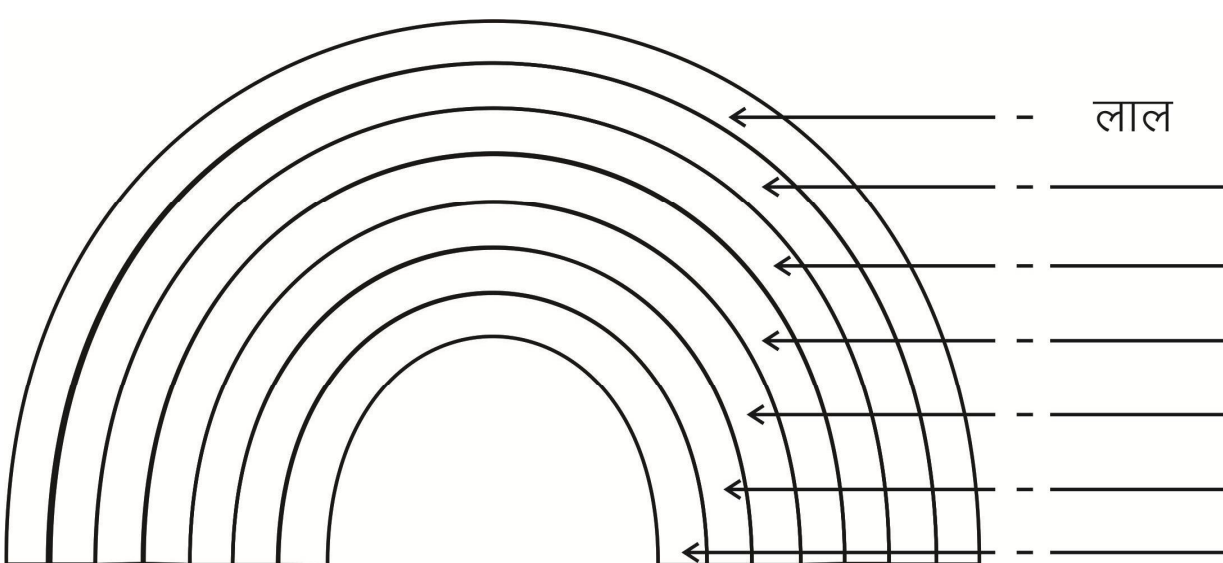


अ \_\_\_\_\_

\_\_\_\_\_

11.	नीचे दिए गए प्रत्येक वर्णों से तीन-तीन शब्द लिखें -			
(क)	ग -	_____	_____	_____
(ख)	ल -	_____	_____	_____
(ग)	ह -	_____	_____	_____

12. दिए गए इंद्रधनुष में रंग भरे तथा रंगों के नाम लिखें -



लाल

\_\_\_\_\_

\_\_\_\_\_

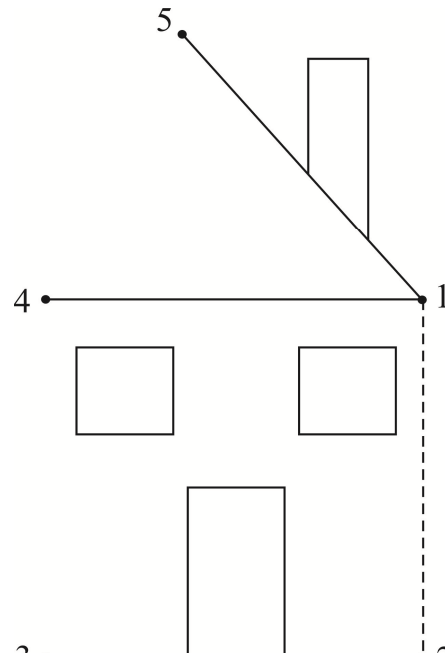
\_\_\_\_\_

\_\_\_\_\_

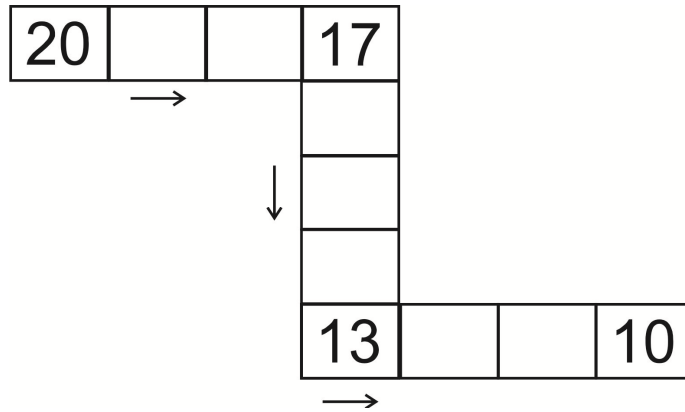
\_\_\_\_\_

\_\_\_\_\_

13. Trace the numbers to complete the picture and decorate it :




14. Complete the pattern with backward counting :



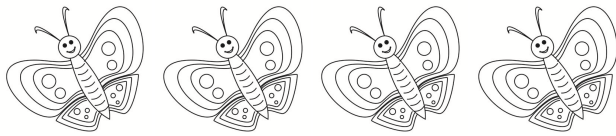
15. Fill in the missing numbers :



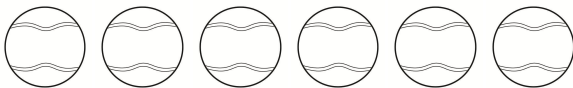
16. Count and tick (✓) the correct number of pictures :




- (3) (5) (7) (9)



- (2) (4) (6) (8)

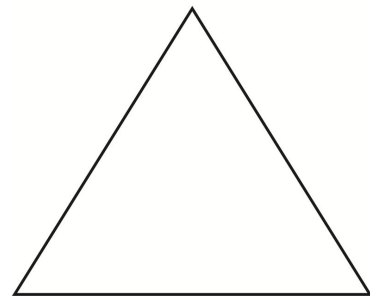



- (3) (6) (9) (12)



- (12) (3) (8) (7)

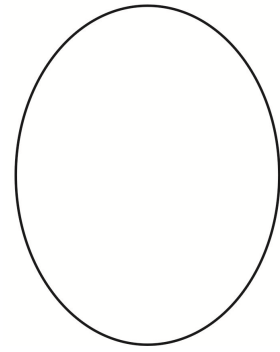
17. Identify the given shapes and paste paper cutouts of different colours on it :



1. \_\_\_\_\_

2. \_\_\_\_\_



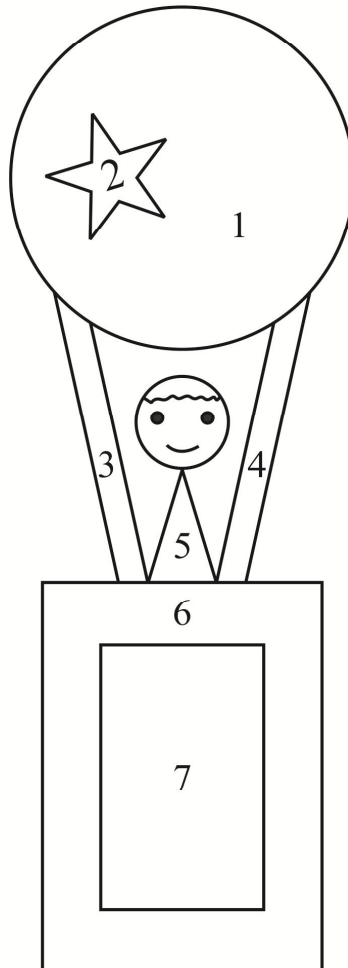


3. \_\_\_\_\_

4. \_\_\_\_\_

18. Colour the picture by number code and count how many times each shape has been used :

1-Red	2-Blue	3, 4 Green	5-Orange	6-Yellow	7-Pink
-------	--------	------------	----------	----------	--------



- Circle -
- Triangle -
- Rectangle -
- Star -

-----X-----