


















DELHI PUBLIC SCHOOL**GAYA****CLASS – NURSERY ASSIGNMENT-1 FOR SUMMER VACATION 2018–19****Subject : English, Hindi, Mathematics**

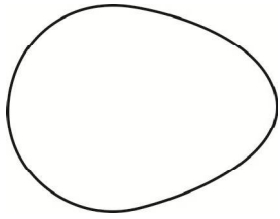
Wednesday (16.05.2018) <ul style="list-style-type: none">English – All for Kids BookDo Page No. 40, 41, 18, 19.Make a family tree in your scrapbook and paste photographs of your family members	Friday (18.05.2018) <ul style="list-style-type: none">Hindi – Candy Hindi सुलेख BookDo Page No. 70, 71, 68, 69.	Monday (21.05.2018) <ul style="list-style-type: none">Maths – Candy Numbers 1 to 50 BookDo Page No. 12 to 18.
Thursday (24.05.2018) <p>English Cursive– Let’s Write Right Book Do Page No. 12 to 17.</p> <p>Make a modal of sun </p>	Monday (28.05.2018) <p>Paste five seasonal fruits in your Scrap book.</p>	Friday (01.06.2018) <p>Maths – Candy Numbers 1 to 50 Book Do Page No. 19 to 25.</p>
Monday (04.06.2018) <p>English Cursive – Let’s Write Right Book Do Page No. 18 to 23.</p>	Wednesday (06.06.2018) <p>English – All for Kids Book Do Page No. 32, 33, 28, 29.</p>	Friday (08.06.2018) <p>Hindi – Candy Hindi हिन्दी सुलेख Do Page No. 60, 61, 62, 63.</p> <p>Make a model of ice-cream </p>
Monday (11.06.2018)		
Make flash cards of vocabulary with letters A to Z		
		Roll No. – 01 to 06 – A to E Roll No. – 07 to 012 – F to J Roll No. – 13 to 18 – K to O Roll No. – 19 to 25 – P to T Roll No. – 26 onwards



1. Colour the fishes which have capital letters and fill the missing letters in the pond :

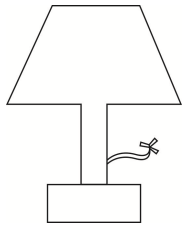


2. Say the names of these pictures. Then circle the beginning sounds. Colour the pictures :




G

E



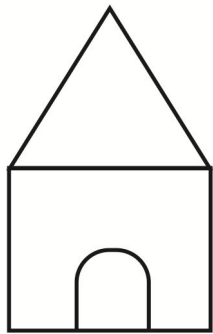
L

F



X

A



H







M



T





I

3. Write small letters for the following capital letters :




4. Circle the odd one :

L	L	I	L	L
T	T	L	T	T
H	H	H	E	H
I	I	L	I	I

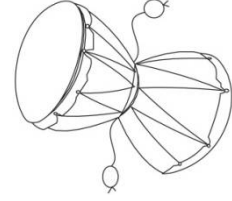
5.	ग्रीष्म ऋतु में खाए जाने वाले दो फलों के चित्र बनाओं और उनमें रंग भरें –					
6.	सही अक्षर पर गोला लगाओं और चित्रों में रंग भरें –					
						
	क	ल	व	र	स	क
						
	म	भ	ल	प	न	स

7. मिलान करें –

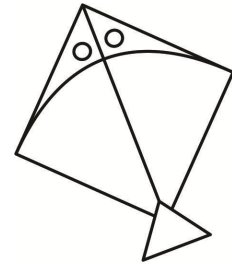
प



क



ज




ग



घ



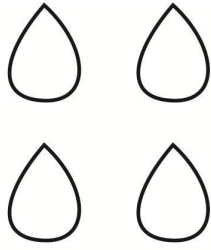
ष



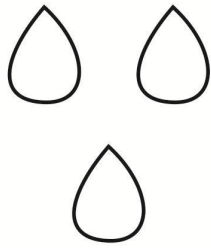
ड्य



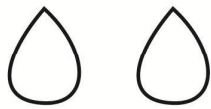
9. Colour the raindrops and match the numbers :



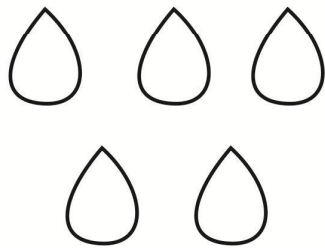
5



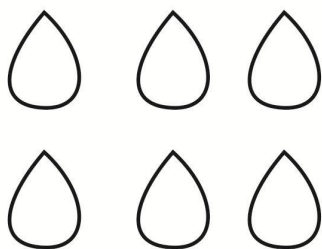
6






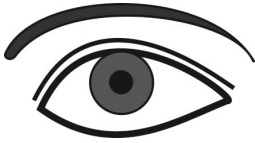

4



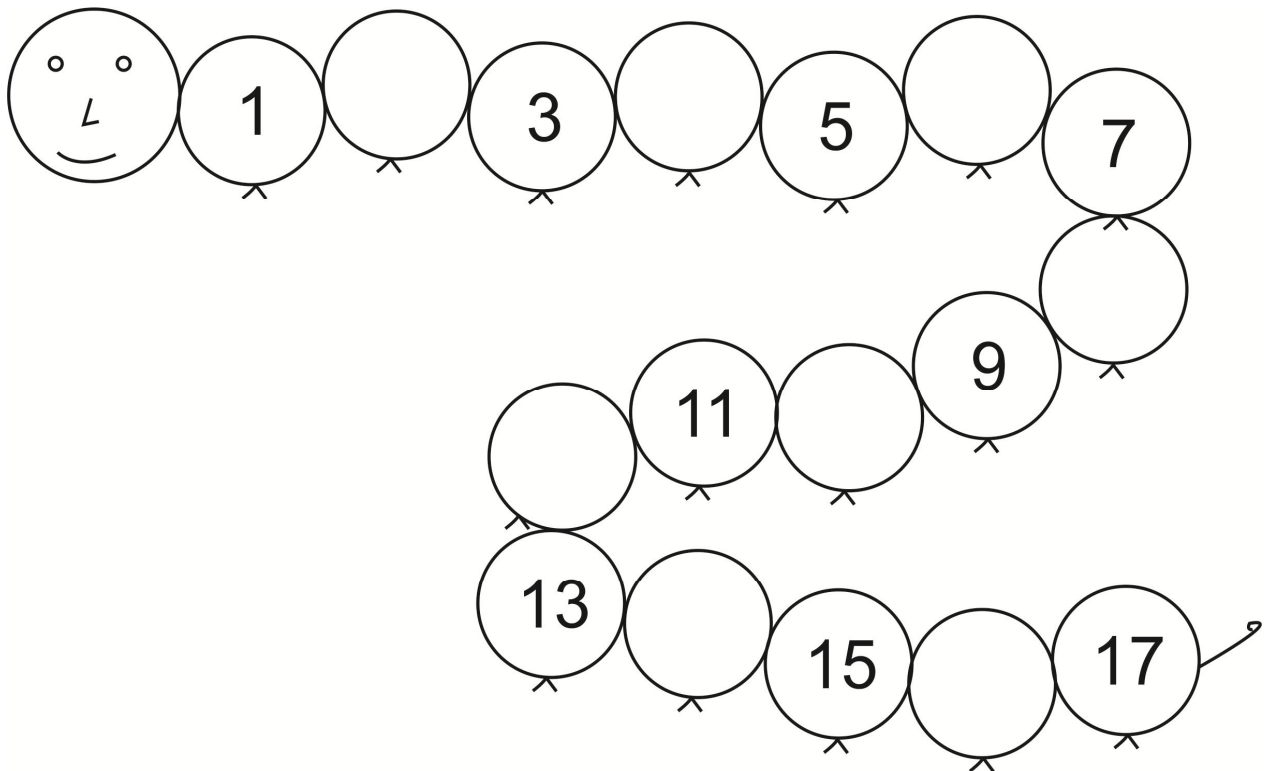
3



2

11.	Write how many do you have?		
 legs	<input data-bbox="571 255 730 356" type="text"/>	 nose	<input data-bbox="1230 255 1390 356" type="text"/>
 ears	<input data-bbox="571 555 730 656" type="text"/>	 eyes	<input data-bbox="1230 555 1390 656" type="text"/>
	 hands	<input data-bbox="908 846 1067 947" type="text"/>	

12. Fill in the missing numbers :



-----X-----